

## Class -2 EVS Holiday Assignment

Complete the sentences.

I have \_\_\_\_\_ eyes.



I have \_\_\_\_\_ legs.

I have \_\_\_\_\_ nose.



I have \_\_\_\_\_ ears.

I have \_\_\_\_\_ arms.



I have \_\_\_\_\_ tongue.

I have \_\_\_\_\_ head.



I have \_\_\_\_\_ toes.

I have \_\_\_\_\_ mouth.



I have \_\_\_\_\_ fingers.



## Class -2 EVS Holiday Assignment



### My Body

Rearrange the letters to find the names of Body parts

- |   |              |   |           |
|---|--------------|---|-----------|
| A | rea.....     | E | gel.....  |
| B | ahnd.....    | F | yees..... |
| C | oens.....    | G | daeh..... |
| D | infegsr..... | H | cnek..... |

Fill in the blanks

- A We can run with this part of body.....
- B Total number of fingers in one hand.....
- C Total number of toes an both legs.....
- D We can see anything with this body part.....
- E We can lift any object with this body parts.....

Draw the followings

- A Eyes
- B Ears
- C Nose
- D Hand



## Class -2 EVS Holiday Assignment

Rearrange the letters to find the names of Body parts

- |   |              |   |           |
|---|--------------|---|-----------|
| A | rea.....     | E | gel.....  |
| B | ahnd.....    | F | yees..... |
| C | oens.....    | G | daeh..... |
| D | infegsr..... | H | cnek..... |

Fill in the blanks

- A We can run with this part of body.....
- B Total number of fingers in one hand.....
- C Total number of toes an both legs.....
- D We can see anything with this body part.....
- E We can lift any object with this body parts.....

Draw the followings

- A Eyes
- B Ears
- C Nose
- D Hand

## Class -2 EVS Holiday Assignment

### TOPIC- OUR BODY PARTS

Match the sense organs with the respective pictures



a. The Water is very hot.

b. The music is very loud.




c. This is a pink dress.

d. The food smells good.

e. Mango is sweet in taste.

Match the correct option

1. Eyes	-	Smell
2. Ears	-	See
3. Tongue	-	Feel
4. Nose	-	Hear
5. Skin	-	Taste

1. Draw  for hundreds,  for tens,  for ones to show the given numbers. (3X2) a. 345

H	T	O

b. 270

H	T	O

2 Count the blocks and write the



3. Write the numbers that come before and after each of the given numbers.(2X3)

	Before	Number	After
a		399	
b		348	
c		444	

4. Match the following.(1X4)

Numbers	Number names
456	Eight hundred seventeen
562	Two hundred forty three
243	Four hundred fifty six
817	Five hundred sixty two

5. Write the number name for the given numbers.(1X4)

a.702

b.608

c.590

d.304

6. Write the face value, place and place value of the underlined digits of the numbers given below.(3X2)

Number	Face value	Place	Place Value
1 <u>4</u> 5			



36 <u>7</u>			
-------------	--	--	--

7. Write the numbers in the expanded form.(3X2)

Number	Expanded form
650	
987	

8. Circle the bigger number(1X2)

a. 234 and 453

b. 135 and 321

9. Circle the smaller number(1X2)

a. 456 and 675

b. 345 and 978

## Look and Write – 'ai' Phonic 5 letter words



\_\_\_\_\_



\_\_\_\_\_



\_\_\_\_\_



\_\_\_\_\_



\_\_\_\_\_



\_\_\_\_\_



\_\_\_\_\_



\_\_\_\_\_

## Look and Match – 'ee' Phonic letter words



bee



beep



jeep



feet



peel



queen



greet



sleep

teeth



sweep



## Learning Objective

To make words from letters.

**Rearrange the letters given below to make meaningful words.**

1. papel – .....

2. ookb – .....

3. rac – .....

4. ckud – .....

5. gge – .....

6. nte – .....

7. mja – .....

8. pzi – .....

9. odg – .....

10. btu – .....

## Singular and Plural Nouns

A *singular noun* names one person, place, or thing.

example: One dog barked last night.

A *plural noun* names more than one person, place or thing.

example: Three dogs barked last night.

Add an *s* to many singular nouns to make them plural.

⇒ Directions: Add an *s* to make the plural form of each noun.

1. table \_\_\_\_\_

2. friend \_\_\_\_\_

3. spoon \_\_\_\_\_

4. hat \_\_\_\_\_

5. phone \_\_\_\_\_

6. lamp \_\_\_\_\_

7. cow \_\_\_\_\_

8. teacher \_\_\_\_\_

9. car \_\_\_\_\_

10. park \_\_\_\_\_

11. plant \_\_\_\_\_

12. toy \_\_\_\_\_

13. book \_\_\_\_\_

14. zebra \_\_\_\_\_

15. rock \_\_\_\_\_

16. store \_\_\_\_\_

Amrita vidyalayam,janla

Class 2

Sub-odia. Worksheet

୧ .ଶୂନ୍ୟସ୍ଥାନ ପୂରଣ କର ।

କ+ଋ—————

ଶ+ଋ —————

ପ+ଲ —————

କ+ଳ—————

ଶ+ନ—————

ଦ+ମ—————

ଘ+ର—————

ମ+ଳ —————

ମ+ ଃ—————

ବ+ଠ —————

୨ .ଏମାନେ ସବୁ ଆମର କ'ଣ ହେବେ ।

ବାପାଙ୍କ ମାଆ —————

ମାଆଙ୍କ ବାପା —————

ବାପାଙ୍କ ବାପା —————

ବାପାଙ୍କ ସାନଭାଇ —————

ମାଆଙ୍କ ଭାଇ —————

ମାଆଙ୍କ ମାଆ —————

୩. ଗୋଟିଏ ବାକ୍ୟରେ ଉତ୍ତର ଦିଅ ।

କ . କିଏ ଭାରି ସୁନ୍ଦର ?

---

ଖ . ଜେଜେ ,ଜେଜେ ମା' ଆମକୁ କ'ଣ କହନ୍ତି ?

---

ଝ. ପଦ ପୂରଣ କର ।

ପରିବାର ଆମ ————— ଭାରି

ଲାଗେ ଯେପରି —————

ଠ . ଚିତ୍ର ଦେଖିନାମ ଲେଖ ।



स्वर और उसकी मात्रा को सही मिलान कीजिए :

Drag and drop

अ

{

}

ऋ

आ

{

}

ॠ

इ

{

}

ॡ

ई

{

}

ॢ

उ

{

}

ॣ

ऊ

{

}

।

ऋ

{

}

॥

ॠ

{

}

०

ॡ

{

}

१

ॢ

{

}

२

ॣ

{

}

३



“आ” की मात्रा वाले शब्द पहेली

मामा काला तवा नीला राजा पान ताला

का	ला	ह	रा	त	वा	का
मा	मा	ल	व	पा	पा	न
ला	दा	ता	न	ला	न	फा
ल	दा	रा	जा	पि	ला	श
छा	वा	ख	मा	ता	वा	ना
ता	पा	ता	च	ना	ना	व
ला	र	र	पा	नी	ला	भ

माता तार हरा दादा पाला नाना  
छाता पिला पार

## शब्दों को सही करके लिखिए

१. क बा ल → \_\_\_\_\_
२. ल वा स → \_\_\_\_\_
३. ज न वा → \_\_\_\_\_
४. ना म इ → \_\_\_\_\_
५. य पा ल → \_\_\_\_\_
६. आ रा ग → \_\_\_\_\_
७. मा ज रा → \_\_\_\_\_
८. र सा ग → \_\_\_\_\_
९. अ र चा → \_\_\_\_\_
१०. ना ना च → \_\_\_\_\_
११. वा ज ब → \_\_\_\_\_
१२. का ल ज . → \_\_\_\_\_

## आ की मात्रा

दिए गए शब्दों से मिलते हुए नए शब्द लिखिए।

माला \_\_\_\_\_

हार \_\_\_\_\_

घास \_\_\_\_\_

गाना \_\_\_\_\_

नाम \_\_\_\_\_

आटा \_\_\_\_\_